




4423 m.

GRAN PREMIO DE ESPAÑA OFFICIAL TEST

Test Session 2

Classification

6

		Rider	Nation	Team	Motorcycle	Time	Lap Total	Gap	Top Speed
1	25	Raul FERNANDEZ	SPA	Red Bull KTM Ajo	KTM	1'46.584	12 14		209.3
2	2	Gabriel RODRIGO	ARG	Kömmerling Gresini Moto3	HONDA	1'46.935	12 13	0.351 0.351	210.1
3	7	Dennis FOGGIA	ITA	Leopard Racing	HONDA	1'46.972	13 13	0.388 0.037	212.5
4	54	Riccardo ROSSI	ITA	BOE Skull Rider Facile Energy	KTM	1'47.186	12 14	0.602 0.214	207.2
5	14	Tony ARBOLINO	ITA	Rivacold Snipers Team	HONDA	1'47.198	10 10	0.614 0.012	212.5
6	16	Andrea MIGNO	ITA	SKY Racing Team VR46	KTM	1'47.206	13 15	0.622 0.008	208.4
7	13	Celestino VIETTI	ITA	SKY Racing Team VR46	KTM	1'47.222	13 13	0.638 0.016	208.8
8	55	Romano FENATI	ITA	Sterilgarda Max Racing Team	HUSQVARNA	1'47.238	12 13	0.654 0.016	205.7
9	5	Jaume MASIA	SPA	Leopard Racing	HONDA	1'47.239	7 13	0.655 0.001	211.3
10	27	Kaito TOBA	JPN	Red Bull KTM Ajo	KTM	1'47.307	13 15	0.723 0.068	206.8
11	75	Albert ARENAS	SPA	Gaviota Aspar Team Moto3	KTM	1'47.340	13 14	0.756 0.033	205.7
12	79	Ai OGURA	JPN	Honda Team Asia	HONDA	1'47.386	8 14	0.802 0.046	206.8
13	52	Jeremy ALCOBA	SPA	Kömmerling Gresini Moto3	HONDA	1'47.418	9 14	0.834 0.032	210.5
14	17	John MCPHEE	GBR	Petronas Sprinta Racing	HONDA	1'47.526	11 16	0.942 0.108	206.1
15	40	Darryn BINDER	RSA	CIP Green Power	KTM	1'47.539	14 14	0.955 0.013	207.6
16	23	Niccolò ANTONELLI	ITA	SIC58 Squadra Corse	HONDA	1'47.615	9 14	1.031 0.076	209.7
17	12	Filip SALAC	CZE	Rivacold Snipers Team	HONDA	1'47.637	13 13	1.053 0.022	211.3
18	92	Yuki KUNII	JPN	Honda Team Asia	HONDA	1'47.654	17 17	1.070 0.017	208.4
19	11	Sergio GARCIA	SPA	Estrella Galicia 0,0	HONDA	1'47.807	11 15	1.223 0.153	208.0
20	89	Khairul Idham PAWI	MAL	Petronas Sprinta Racing	HONDA	1'47.809	12 12	1.225 0.002	208.0
21	53	Deniz ÖNCÜ	TUR	Red Bull KTM Tech 3	KTM	1'47.848	13 15	1.264 0.039	208.4
22	9	Davide PIZZOLI	ITA	BOE Skull Rider Facile Energy	KTM	1'47.946	4 10	1.362 0.098	209.3
23	82	Stefano NEPA	ITA	Gaviota Aspar Team Moto3	KTM	1'48.005	13 14	1.421 0.059	206.1
24	24	Tatsuki SUZUKI	JPN	SIC58 Squadra Corse	HONDA	1'48.066	2 8	1.482 0.061	210.1
25	71	Ayumu SASAKI	JPN	Red Bull KTM Tech 3	KTM	1'48.444	12 12	1.860 0.378	209.3
26	6	Ryusei YAMANAKA	JPN	Estrella Galicia 0,0	HONDA	1'48.455	16 18	1.871 0.011	205.7
27	99	Carlos TATAY	SPA	Reale Avintia Racing	KTM	1'48.602	10 16	2.018 0.147	203.3
28	21	Alonso LOPEZ	SPA	Sterilgarda Max Racing Team	HUSQVARNA	1'48.821	13 14	2.237 0.219	204.9
29	50	Jason DUPASQUIER	SWI	CarXpert PruestelGP	KTM	1'48.943	10 16	2.359 0.122	205.3
30	73	Maximilian KOFLER	AUT	CIP Green Power	KTM	1'49.514	13 13	2.930 0.571	206.8
31	70	Barry BALTUS	BEL	CarXpert PruestelGP	KTM	1'50.205	10 15	3.621 0.691	201.4

Practice condition: **Dry**Air: **33°**Humidity: **34%**Ground: **54°**

Fastest Lap:	Lap: 12	Raul FERNANDEZ	1'46.584	149.3 Km/h
Best Race Lap:	2019	John MCPHEE	1'46.365	149.6 Km/h
All Time Lap Record:	2019	Gabriel RODRIGO	1'45.745	150.5 Km/h

The results are provisional until the end of the limit for protest and appeals.

Time limit for protest expires 30' after publication of the results - Time:

These data/results cannot be reproduced, stored and/or transmitted in whole or in part by any manner of electronic, mechanical, photocopying, recording, broadcasting or otherwise now known or herein after developed without the previous express consent by the copyright owner, except for reproduction in daily press and regular printed publications on sale to the public within 60 days of the event related to those data/results and always provided that copyright symbol appears together as follows below.

© DORNA, 2020

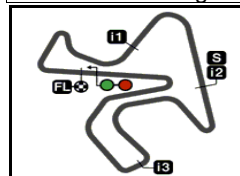
Official MotoGP Timing by TISSOT

www.motogp.com

Jerez de la Frontera, Wednesday, July 15, 2020

moto3™






4423 m.

GRAN PREMIO DE ESPAÑA OFFICIAL TEST

Test Session 2

Combined Free Practice Times

7

	Rider	Nation	Team	MOTORCYCLE	TS1	TS2	Gap
1	17 J.MCPHEE	GBR	Petronas Sprinta Racing	HONDA	1'46.263 14	1'47.526 11	
2	25 R.FERNANDEZ	SPA	Red Bull KTM Ajo	KTM	1'47.416 12	1'46.584 12	0.321 0.321
3	5 J.MASIA	SPA	Leopard Racing	HONDA	1'46.593 14	1'47.239 7	0.330 0.009
4	24 T.SUZUKI	JPN	SIC58 Squadra Corse	HONDA	1'46.645 14	1'48.066 2	0.382 0.052
5	12 F.SALAC	CZE	Rivacold Snipers Team	HONDA	1'46.823 14	1'47.637 13	0.560 0.178
6	55 R.FENATI	ITA	Sterilgarda Max Racing Team	HUSQVARNA	1'46.831 13	1'47.238 12	0.568 0.008
7	23 N.ANTONELLI	ITA	SIC58 Squadra Corse	HONDA	1'46.834 15	1'47.615 9	0.571 0.003
8	2 G.RODRIGO	ARG	Kömmerling Gresini Moto3	HONDA	1'47.142 9	1'46.935 12	0.672 0.101
9	7 D.FOGGIA	ITA	Leopard Racing	HONDA		1'46.972 13	0.709 0.037
10	14 T.ARBOLINO	ITA	Rivacold Snipers Team	HONDA	1'47.074 14	1'47.198 10	0.811 0.102
11	54 R.ROSSI	ITA	BOE Skull Rider Facile Energy	KTM	1'47.847 14	1'47.186 12	0.923 0.112
12	16 A.MIGNO	ITA	SKY Racing Team VR46	KTM	1'47.655 15	1'47.206 13	0.943 0.020
13	13 C.VIETTI	ITA	SKY Racing Team VR46	KTM	1'47.284 9	1'47.222 13	0.959 0.016
14	75 A.ARENAS	SPA	Gaviota Aspar Team Moto3	KTM	1'47.274 13	1'47.340 13	1.011 0.052
15	27 K.TOBA	JPN	Red Bull KTM Ajo	KTM	1'47.985 10	1'47.307 13	1.044 0.033
16	6 R.YAMANAKA	JPN	Estrella Galicia 0,0	HONDA	1'47.325 14	1'48.455 16	1.062 0.018
17	79 A.OGURA	JPN	Honda Team Asia	HONDA	1'47.578 17	1'47.386 8	1.123 0.061
18	52 J.ALCOBA	SPA	Kömmerling Gresini Moto3	HONDA	1'48.138 12	1'47.418 9	1.155 0.032
19	40 D.BINDER	RSA	CIP Green Power	KTM	1'47.869 14	1'47.539 14	1.276 0.121
20	82 S.NEPA	ITA	Gaviota Aspar Team Moto3	KTM	1'47.589 16	1'48.005 13	1.326 0.050
21	92 Y.KUNII	JPN	Honda Team Asia	HONDA	1'47.825 14	1'47.654 17	1.391 0.065
22	89 K.PAWI	MAL	Petronas Sprinta Racing	HONDA	1'47.735 14	1'47.809 12	1.472 0.081
23	11 S.GARCIA	SPA	Estrella Galicia 0,0	HONDA	1'47.930 16	1'47.807 11	1.544 0.072
24	53 D.ÖNCÜ	TUR	Red Bull KTM Tech 3	KTM	1'48.481 14	1'47.848 13	1.585 0.041
25	9 D.PIZZOLI	ITA	BOE Skull Rider Facile Energy	KTM	1'48.755 6	1'47.946 4	1.683 0.098
26	99 C.TATAY	SPA	Reale Avintia Racing	KTM	1'48.201 16	1'48.602 10	1.938 0.255
27	71 A.SASAKI	JPN	Red Bull KTM Tech 3	KTM	1'48.224 16	1'48.444 12	1.961 0.023
28	21 A.LOPEZ	SPA	Sterilgarda Max Racing Team	HUSQVARNA	1'48.261 14	1'48.821 13	1.998 0.037
29	50 J.DUPASQUIER	SWI	CarXpert PruestelGP	KTM	1'50.433 11	1'48.943 10	2.680 0.682
30	73 M.KOFLER	AUT	CIP Green Power	KTM	1'49.615 13	1'49.514 13	3.251 0.571
31	70 B.BALTUS	BEL	CarXpert PruestelGP	KTM	1'49.922 13	1'50.205 10	3.659 0.408

Pole Position Record:	2017	Jorge MARTIN	1'46.004	150.2 Km/h
Best Race Lap:	2019	John MCPHEE	1'46.365	149.6 Km/h
All Time Lap Record:	2019	Gabriel RODRIGO	1'45.745	150.5 Km/h

The results are provisional until the end of the limit for protest and appeals.

Time limit for protest expires 60' after publication of the results - Mr. Time:

These data/results cannot be reproduced, stored and/or transmitted in whole or in part by any manner of electronic, mechanical, photocopying, recording, broadcasting or otherwise now known or herein after developed without the previous express consent by the copyright owner, except for reproduction in daily press and regular printed publications on sale to the public within 60 days of the event related to those data/results and always provided that copyright symbol appears together as follows below.

© DORNA, 2020

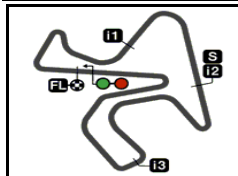
Official MotoGP Timing by TISSOT

www.motogp.com

Jerez de la Frontera, Wednesday, July 15, 2020







4423 m.

GRAN PREMIO DE ESPAÑA OFFICIAL TEST

Test Session 2

Top Speed & Average

8



Rider	Nation	Motorcycle	Top 5 speeds					Average	Top
7 Dennis FOGGIA	ITA	HONDA	212.5	211.7	210.9	209.7	209.7	210.9	212.5
14 Tony ARBOLINO	ITA	HONDA	212.5	211.3	209.7	207.6	207.2	209.7	212.5
5 Jaume MASIA	SPA	HONDA	211.3	210.9	210.5	210.5	210.1	210.7	211.3
12 Filip SALAC	CZE	HONDA	211.3	210.1	209.3	208.8	208.0	209.5	211.3
52 Jeremy ALCOBA	SPA	HONDA	210.5	209.3	209.3	208.4	207.2	208.9	210.5
2 Gabriel RODRIGO	ARG	HONDA	210.1	209.7	208.4	208.4	207.6	208.8	210.1
24 Tatsuki SUZUKI	JPN	HONDA	210.1	207.2	206.5	206.1	205.3	207.0	210.1
23 Niccolò ANTONELLI	ITA	HONDA	209.7	208.0	207.6	207.6	207.2	207.9	209.7
9 Davide PIZZOLI	ITA	KTM	209.3	208.0	207.2	206.1	204.1	206.9	209.3
25 Raul FERNANDEZ	SPA	KTM	209.3	205.7	204.9	204.5	204.5	205.6	209.3
71 Ayumu SASAKI	JPN	KTM	209.3	207.6	206.8	206.8	203.7	206.8	209.3
13 Celestino VIETTI	ITA	KTM	208.8	208.0	208.0	207.6	207.2	207.7	208.8
16 Andrea MIGNO	ITA	KTM	208.4	207.2	207.2	207.2	206.8	207.4	208.4
53 Deniz ÖNCÜ	TUR	KTM	208.4	206.1	205.3	204.5	204.5	205.4	208.4
92 Yuki KUNII	JPN	HONDA	208.4	208.0	206.8	205.7	205.3	206.6	208.4
11 Sergio GARCIA	SPA	HONDA	208.0	207.6	207.2	205.7	204.1	206.5	208.0
89 Khairul Idham PAWI	MAL	HONDA	208.0	207.6	207.2	207.2	206.8	207.4	208.0
40 Darryn BINDER	RSA	KTM	207.6	206.8	206.1	204.1	203.3	205.2	207.6
54 Riccardo ROSSI	ITA	KTM	207.2	205.7	204.5	204.5	204.5	205.3	207.2
27 Kaito TOBA	JPN	KTM	206.8	206.5	205.7	204.9	204.9	205.6	206.8
73 Maximilian KOFLER	AUT	KTM	206.8	205.3	203.7	202.6	202.6	203.9	206.8
79 Ai OGURA	JPN	HONDA	206.8	206.1	206.1	206.1	205.3	206.0	206.8
17 John MCPHEE	GBR	HONDA	206.1	205.7	205.7	205.7	205.3	205.6	206.1
82 Stefano NEPA	ITA	KTM	206.1	205.7	204.5	204.1	204.1	204.9	206.1
6 Ryusei YAMANAKA	JPN	HONDA	205.7	204.5	204.1	203.7	203.3	204.3	205.7
55 Romano FENATI	ITA	HUSQVARNA	205.7	205.7	205.7	205.3	204.9	205.5	205.7
75 Albert ARENAS	SPA	KTM	205.7	205.3	204.9	204.9	204.5	205.0	205.7
50 Jason DUPASQUIER	SWI	KTM	205.3	204.9	204.5	203.7	203.0	204.3	205.3
21 Alonso LOPEZ	SPA	HUSQVARNA	204.9	204.9	203.7	203.7	203.3	204.1	204.9
99 Carlos TATAY	SPA	KTM	203.3	201.4	200.3	200.3	200.3	201.1	203.3
70 Barry BALTUS	BEL	KTM	201.4	200.7	200.7	200.3	200.0	200.6	201.4

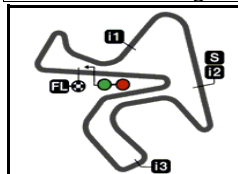
These data/results cannot be reproduced, stored and/or transmitted in whole or in part by any manner of electronic, mechanical, photocopying, recording, broadcasting or otherwise now known or herein after developed without the previous express consent by the copyright owner, except for reproduction in daily press and regular printed publications on sale to the public within 60 days of the event related to those data/results and always provided that copyright symbol appears together as follows below.

© DORNA, 2020

Official MotoGP Timing by TISSOT
www.motogp.com



Jerez de la Frontera, Wednesday, July 15, 2020



4423 m.

GRAN PREMIO DE ESPAÑA OFFICIAL TEST

Test Session 2

Chronological Analysis of Performances

9

* Lap / Sector time cancelled **T1** Time from finish line to 1st intermediate **T3** Time from 2nd intermed. to 3rd intermed.
P Crossing the finish line in pit lane **T2** Time from 1st intermed. to 2nd intermed. **T4** Time from 3rd intermediate to finish line

Lap	Lap Time	T1	T2	T3	T4	Speed	Lap	Lap Time	T1	T2	T3	T4	Speed
1st	25	Raul FERNANDEZ			Red Bull KTM Ajo SPA		12	1'53.960	26.494	16.153	37.879	33.434	212.5
		Runs=3	Total laps=14	Full laps=9			13	1'46.972	26.260	16.243	31.242	33.227	207.6
1	3'38.396	51.171	18.534	44.341	36.746	178.8							
2	1'48.316	26.678	16.406	31.600	33.632	209.3							
3	1'47.912	26.513	16.390	31.638	33.371	205.7							
4	1'48.170	26.303	16.624	31.678	33.565	204.5							
5	1'42.123 P	26.643	16.553	31.638	27.289	204.5							
6	1'56.262	32.052	17.371	32.537	34.302	201.8							
7	1'47.375	26.177	16.467	31.272	33.459	204.9							
8	1'47.699	26.375	16.523	31.381	33.420	204.5							
9	1'48.556	26.316	16.490	31.859	33.891	203.0							
10	1'46.956 P	28.417	16.844	32.955	28.740	202.6							
11	1'55.027	28.851	18.423	33.444	34.309	188.1							
12	1'46.584	26.143	16.326	31.065	33.050	202.6							
13	1'47.648	26.413	16.478	31.333	33.424	200.7							
14	1'47.902	26.248	16.466	31.320	33.868	201.4							
4th	54	Riccardo ROSSI			BOE Skull Rider Facil ITA								
		Runs=3	Total laps=14	Full laps=9									
1	3'33.198	53.288	17.315	38.659	40.153	201.1							
2	1'49.519	26.875	16.628	31.992	34.024	207.2							
3	1'49.879	26.731	16.836	32.393	33.919	203.3							
4	1'49.836	26.718	16.660	32.399	34.059	204.5							
5	1'50.706 P	26.655	16.853	37.713	29.485	204.5							
6	1'57.934	33.959	16.989	32.575	34.411	202.2							
7	1'49.897	26.707	16.796	32.152	34.242	202.2							
8	1'49.324	26.836	16.703	31.963	33.822	204.5							
9	1'49.213	26.666	16.728	31.983	33.836	202.2							
10	1'48.892 P	29.517	17.950	32.503	28.922	191.8							
11	1'53.367	28.893	16.984	33.218	34.272	197.0							
12	1'47.186	26.210	16.273	31.322	33.381	205.7							
13	1'48.261	26.454	16.626	31.651	33.530	202.2							
14	1'52.651	26.317	16.486	33.165	36.683	202.6							
5th	14	Tony ARBOLINO			Rivacold Snipers Tea ITA								
		Runs=3	Total laps=10	Full laps=5									
1	3'37.084	29.272	16.805	35.452	37.972	202.6							
2	1'48.213	26.700	16.357	31.584	33.572	209.7							
3	1'47.871	26.511	16.350	31.669	33.341	211.3							
4	1'48.526	26.390	16.446	31.954	33.736	212.5							
5	1'47.522 P	27.037	17.868	32.889	29.728	170.3							
6	1'51.857	29.668	16.634	31.772	33.783	207.2							
7	1'48.031	26.503	16.420	31.430	33.678	206.5							
8	1'42.684 P	26.485	16.611	31.860	27.728	205.3							
9	1'56.521	29.322	18.366	32.393	36.440	171.1							
10	1'47.198	26.301	16.300	31.251	33.346	207.6							
6th	16	Andrea MIGNO			SKY Racing Team VR ITA								
		Runs=3	Total laps=15	Full laps=10									
1	2'48.097	30.795	17.067	32.595	34.262	203.3							
2	1'48.844	26.584	16.505	31.726	34.029	207.2							
3	1'53.099	28.384	16.768	33.995	33.952	205.7							
4	1'48.667	26.600	16.590	31.688	33.789	204.5							
5	1'48.943	26.475	16.558	32.184	33.726	205.3							
6	1'48.401	26.492	16.579	31.637	33.693	206.5							
7	1'47.676 P	27.907	17.214	33.269	29.286	197.0							
8	1'55.080	32.428	16.893	31.963	33.796	204.9							
9	1'48.127	26.624	16.502	31.511	33.490	208.4							
10	1'48.936	26.603	16.555	32.156	33.622	207.2							
11	1'45.979 P	26.606	16.626	32.053	30.694	204.9							

Fastest Lap: Raul FERNANDEZ Red Bull KTM Ajo SPA **1'46.584** 26.143 16.326 31.065 33.050

These data/results cannot be reproduced, stored and/or transmitted in whole or in part by any manner of electronic, mechanical, photocopying, recording, broadcasting or otherwise now known or herein after developed without the previous express consent by the copyright owner, except for reproduction in daily press and regular printed publications on sale to the public within 60 days of the event related to those data/results and always provided that copyright symbol appears together as follows below.
 © DORNA, 2020



Test Session 2

Moto3

Lap	Lap Time	T1	T2	T3	T4	Speed	Lap	Lap Time	T1	T2	T3	T4	Speed
12	1'51.056	29.387	16.635	31.708	33.326	205.3	2	1'50.306	27.175	16.632	32.081	34.418	205.7
13	1'47.206	26.323	16.393	31.251	33.239	207.2	3	1'48.845	26.791	16.476	31.723	33.855	206.5
14	1'48.092	26.169	16.344	31.955	33.624	205.7	4	1'48.543	26.662	16.582	31.564	33.735	203.0
15	1'49.764	27.766	16.355	31.636	34.007	206.8	5	1'45.609 P	26.863	16.807	32.394	29.545	200.0
7th 13 Celestino VIETTI SKY Racing Team VR ITA Runs=3 Total laps=13 Full laps=8							6	1'56.716	33.166	17.222	32.175	34.153	203.7
1	3'37.025	30.483	16.864	34.323	37.210	207.2	7	1'48.342	26.592	16.439	31.515	33.796	204.5
2	1'49.114	27.095	16.476	31.701	33.842	208.8	8	1'48.572	26.863	16.446	31.767	33.496	206.8
3	1'48.258	26.607	16.484	31.627	33.540	207.6	9	1'48.238	26.658	16.440	31.607	33.533	204.9
4	1'48.405	26.484	16.484	31.733	33.704	208.0	10	1'48.453	26.639	16.544	31.555	33.715	204.5
5	1'48.636	26.848	16.549	31.715	33.524	208.0	11	1'44.880 P	26.765	16.805	33.092	28.218	202.2
6	1'42.934 P	26.654	16.664	32.354	27.262	205.3	12	1'54.587	30.631	17.112	32.556	34.288	189.1
7	1'53.414	30.577	16.742	32.109	33.986	206.5	13	1'47.307	26.465	16.334	31.181	33.327	204.9
8	1'48.606	26.728	16.551	31.602	33.725	207.2	14	1'48.566	27.139	16.456	31.611	33.360	200.0
9	1'48.958	26.705	16.609	31.747	33.897	205.7	15	1'47.794	26.337	16.277	31.636	33.544	204.9
10	1'48.596	26.681	16.591	31.666	33.658	205.7	11th 75 Albert ARENAS Gaviota Aspar Team SPA Runs=3 Total laps=14 Full laps=9						
11	1'45.687 P	29.458	16.902	32.153	27.174	203.0	1	3'31.759	46.266	18.130	39.738	36.706	185.5
12	1'52.453	31.188	16.457	31.478	33.330	206.1	2	1'49.558	26.964	16.566	31.879	34.149	204.5
13	1'47.222	26.250	16.338	31.291	33.343	207.2	3	1'49.014	26.678	16.612	31.755	33.969	203.3
8th 55 Romano FENATI Sterilgarda Max Racin ITA Runs=3 Total laps=13 Full laps=8							4	1'51.972	26.974	16.706	32.288	36.004	202.6
1	4'14.716	30.044	16.774	32.368	34.103	203.3	5	1'48.840	26.567	16.624	31.736	33.913	203.0
2	1'48.536	26.673	16.596	31.550	33.717	205.7	6	1'49.211	26.695	16.704	31.998	33.814	202.6
3	1'48.373	26.578	16.622	31.606	33.567	203.3	7	1'46.721 P	26.981	17.624	32.975	29.141	183.9
4	1'48.393	26.552	16.657	31.573	33.611	204.1	8	1'57.033	33.822	16.924	32.160	34.127	202.2
5	1'48.491	26.550	16.698	31.503	33.740	204.9	9	1'48.250	26.560	16.507	31.426	33.757	204.5
6	1'48.456	26.597	16.730	31.573	33.556	204.1	10	1'48.077	26.436	16.538	31.391	33.712	205.7
7	1'47.979 P	27.686	17.406	33.299	29.588	190.4	11	1'41.617 P	26.437	16.486	31.418	27.276	204.9
8	1'51.301	29.278	16.631	31.670	33.722	205.7	12	1'50.666	28.633	16.478	31.513	34.042	205.3
9	1'48.044	26.549	16.534	31.493	33.468	205.3	13	1'47.340	26.325	16.379	31.305	33.331	204.9
10	1'42.206 P	26.467	16.462	31.637	27.640	205.7	14	1'48.277	26.444	16.568	31.469	33.796	201.8
11	1'50.368	28.975	16.763	31.374	33.256	203.3	12th 79 Ai OGURA Honda Team Asia JPN Runs=3 Total laps=14 Full laps=9						
12	1'47.238	26.261	16.397	31.266	33.314	204.5	1	2'31.281	32.883	17.661	33.195	35.265	202.6
13	1'47.564	26.297	16.434	31.321	33.512	203.3	2	1'50.359	26.918	16.779	32.121	34.541	206.1
9th 5 Jaume MASIA Leopard Racing SPA Runs=3 Total laps=13 Full laps=8							3	1'49.838	26.877	16.762	31.867	34.332	205.3
1	3'36.636	34.011	16.627	35.192	38.501	210.5	4	1'52.701	27.663	17.129	33.030	34.879	197.8
2	1'48.450	26.685	16.451	31.602	33.712	210.1	5	1'49.225	26.608	16.731	31.881	34.005	204.1
3	1'47.986	26.572	16.404	31.559	33.451	210.5	6	1'45.903 P	26.958	17.059	32.844	29.042	203.3
4	1'48.213	26.395	16.456	31.783	33.579	210.9	7	1'59.632	37.165	16.851	31.628	33.988	205.3
5	1'49.040 P	30.707	16.752	32.144	29.437	207.2	8	1'47.386	26.327	16.412	31.161	33.486	206.8
6	1'53.799	30.186	16.686	32.450	34.477	207.6	9	1'55.504	26.266	16.387	37.572	35.279	206.1
7	1'47.239	26.273	16.238	31.283	33.445	211.3	10	1'42.208 P	26.278	16.567	31.651	27.712	204.9
8	1'47.264	26.143	16.441	31.244	33.436	208.0	11	1'54.998	31.619	16.983	32.104	34.292	203.3
9	1'47.483	26.179	16.392	31.261	33.651	209.3	12	1'48.353	26.482	16.575	31.411	33.885	204.1
10	1'44.668 P	27.750	17.454	31.518	27.946	208.0	13	1'48.301	26.472	16.579	31.575	33.675	203.0
11	1'52.064	29.908	16.447	31.492	34.217	208.0	14	1'48.923	26.637	16.962	31.505	33.819	206.1
12	1'54.365	26.207	16.352	38.346	33.460	208.8	13th 52 Jeremy ALCOBA Kömmerling Gresini M SPA Runs=3 Total laps=14 Full laps=9						
13	1'47.335	26.256	16.392	31.252	33.435	206.8	1	3'38.813	29.872	16.603	34.665	37.903	208.4
10th 27 Kaito TOBA Red Bull KTM Ajo JPN Runs=3 Total laps=15 Full laps=10							2	1'48.719	26.644	16.346	32.027	33.702	210.5
1	3'04.204	34.292	18.051	35.866	35.348	189.8	3	1'47.631	26.409	16.264	31.507	33.451	209.3
							4	1'48.124	26.576	16.521	31.700	33.327	206.5
							5	1'48.632	26.439	16.553	31.963	33.677	209.3

Fastest Lap: Raul FERNANDEZ Red Bull KTM Ajo SPA **1'46.584** 26.143 16.326 31.065 33.050

These data/results cannot be reproduced, stored and/or transmitted in whole or in part by any manner of electronic, mechanical, photocopying, recording, broadcasting or otherwise now known or herein after developed without the previous express consent by the copyright owner, except for reproduction in daily press and regular printed publications on sale to the public within 60 days of the event related to those data/results and always provided that copyright symbol appears together as follows below.
© DORNA, 2020

Official MotoGP Timing by TISSOT
www.motogp.com

Jerez de la Frontera, Wednesday, July 15, 2020 Page 2 of 5



Test Session 2

Moto3

Lap	Lap Time	T1	T2	T3	T4	Speed	Lap	Lap Time	T1	T2	T3	T4	Speed
6	1'48.623	26.465	16.461	31.836	33.861	206.8	9	1'47.615	26.444	16.415	31.399	33.357	207.6
7	1'46.384 P	27.124	17.016	32.906	29.338	199.6	10	1'47.670	26.510	16.343	31.401	33.416	209.7
8	1'57.600	35.899	16.505	31.643	33.553	204.9	11	1'44.439 P	27.685	16.783	31.989	27.982	199.6
9	1'47.418	26.380	16.309	31.276	33.453	207.2	12	1'50.565	29.323	16.529	31.427	33.286	205.3
10	1'47.815	26.395	16.422	31.364	33.634	206.1	13	1'47.904	26.612	16.348	31.468	33.476	206.5
11	1'43.113 P	26.376	16.487	31.487	28.763	204.9	14	1'47.685	26.292	16.449	31.374	33.570	206.8
12	1'51.117	29.277	16.620	31.723	33.497	203.0							
13	1'48.004	26.536	16.421	31.476	33.571	203.0							
14	1'48.040	26.397	16.458	31.457	33.728	203.3							

14th 17 John MCPHEE		Petronas Sprinta Raci GBR					
		Runs=2	Total laps=16	Full laps=13			
1	3'30.039	31.406	16.785	33.452	34.745	205.3	
2	1'48.598	26.533	16.455	31.858	33.752	205.7	
3	1'47.877	26.434	16.447	31.539	33.457	205.3	
4	1'47.959	26.297	16.410	31.745	33.507	204.1	
5	1'47.643	26.388	16.431	31.372	33.452	204.1	
6	1'47.575	26.316	16.387	31.398	33.474	205.3	
7	1'47.870	26.343	16.378	31.488	33.661	205.7	
8	1'47.565	26.356	16.335	31.509	33.365	205.7	
9	1'47.847	26.619	16.498	31.426	33.304	204.5	
10	1'47.658	26.433	16.389	31.340	33.496	206.1	
11	1'47.526	26.347	16.369	31.436	33.374	205.3	
12	1'46.623 P	26.990	17.040	34.309	28.284	189.8	
13	1'52.426	29.938	16.820	31.876	33.792	200.3	
14	1'47.740	26.447	16.451	31.418	33.424	203.0	
15	1'48.021	26.348	16.399	31.643	33.631	202.2	
16	1'48.141	26.318	16.436	31.543	33.844	203.0	

15th 40 Darryn BINDER		CIP Green Power RSA					
		Runs=3	Total laps=14	Full laps=9			
1	3'01.215	34.692	17.965	34.467	34.594	185.2	
2	1'49.233	26.716	16.552	31.912	34.053	206.8	
3	1'54.090	26.874	16.720	36.108	34.388	203.3	
4	1'48.916	26.667	16.457	31.873	33.919	206.1	
5	1'49.357	26.593	16.713	31.739	34.312	202.6	
6	1'45.512 P	27.027	16.925	32.607	28.953	201.1	
7	1'55.748	31.707	16.924	32.511	34.606	201.1	
8	1'49.286	26.842	16.765	31.745	33.934	201.1	
9	1'49.273	26.733	16.777	31.773	33.990	201.8	
10	1'49.338	26.598	16.726	31.774	34.240	204.1	
11	1'44.935 P	27.062	16.876	32.435	28.562	202.2	
12	1'55.249	33.615	16.580	31.350	33.704	203.3	
13	1'47.587	26.525	16.306	31.334	33.422	207.6	
14	1'47.539	26.322	16.502	31.220	33.495	203.0	

16th 23 Niccolò ANTONELL		SIC58 Squadra Corse ITA					
		Runs=3	Total laps=14	Full laps=9			
1	3'00.006	32.416	20.643	34.872	34.074	131.8	
2	1'48.199	26.561	16.405	31.528	33.705	208.0	
3	1'47.721	26.384	16.352	31.461	33.524	207.6	
4	1'47.737	26.335	16.407	31.555	33.440	205.7	
5	1'47.760	26.338	16.450	31.439	33.533	206.1	
6	1'42.974 P	26.369	16.450	32.524	27.631	207.2	
7	1'54.881	32.409	16.641	32.245	33.586	206.8	
8	1'57.619	26.323	16.418	35.531	39.347	207.2	

17th 12 Filip SALAC		Rivacold Snipers Tea CZE					
		Runs=3	Total laps=13	Full laps=8			
1	3'32.944	32.961	18.897	38.151	38.336	159.0	
2	1'49.254	26.812	16.538	31.889	34.015	211.3	
3	1'48.847	26.573	16.623	31.834	33.817	209.3	
4	1'52.788	26.507	16.527	32.031	37.723	210.1	
5	1'48.461	26.576	16.413	31.664	33.808	208.8	
6	1'43.077 P	26.616	16.544	31.797	28.120	207.2	
7	1'51.038	28.498	16.577	31.724	34.239	204.9	
8	1'48.199	26.510	16.550	31.543	33.596	204.9	
9	1'48.050	26.361	16.543	31.426	33.720	204.9	
10	1'48.955	26.542	16.677	31.616	34.120	204.9	
11	9'19.137 P	27.743	17.632	33.202	8'00.560	186.8	
12	1'57.629	29.453	19.194	32.974	36.008	152.3	
13	1'47.637	26.231	16.386	31.605	33.415	208.0	

18th 92 Yuki KUNII		Honda Team Asia JPN					
		Runs=3	Total laps=17	Full laps=12			
1	2'33.234	31.304	17.378	32.965	35.097	204.1	
2	1'49.771	26.949	16.632	32.264	33.926	208.4	
3	1'49.169	26.878	16.601	31.966	33.724	208.0	
4	1'49.135	27.048	16.690	31.741	33.656	203.7	
5	1'48.725	26.588	16.653	31.665	33.819	204.1	
6	1'49.150	26.642	16.758	31.978	33.772	204.1	
7	1'48.771	26.708	16.640	31.694	33.729	203.3	
8	1'48.569	26.610	16.656	31.710	33.593	203.3	
9	1'48.551	26.769	16.554	31.606	33.622	206.8	
10	1'49.361	26.797	16.848	31.763	33.953	204.9	
11	1'45.314 P	26.595	16.576	31.628	30.515	205.7	
12	1'51.748	29.226	16.868	31.777	33.877	205.3	
13	1'49.132	26.781	16.655	31.669	34.027	205.3	
14	1'45.176 P	26.905	17.145	32.432	28.694	179.4	
15	1'52.774	29.967	16.921	31.763	34.123	203.3	
16	1'47.806	26.445	16.560	31.356	33.445	204.1	
17	1'47.654	26.456	16.527	31.270	33.401	204.1	

19th 11 Sergio GARCIA		Estrella Galicia 0,0 SPA					
		Runs=3	Total laps=15	Full laps=10			
1	3'32.771	48.739	21.704	39.619	36.737	191.1	
2	1'49.173	26.914	16.559	31.795	33.905	208.0	
3	1'48.780	26.771	16.631	31.726	33.652	207.2	
4	1'49.299	26.774	16.545	31.963	34.017	207.6	
5	1'49.769 P	27.085	20.768	32.549	29.367	197.4	
6	1'53.965	30.562	16.868	32.297	34.238	203.3	
7	1'49.989	26.734	16.870	32.131	34.254	204.1	
8	1'49.472	26.800	16.736	31.951	33.985	203.7	
9	1'44.471 P	26.897	16.816	32.414	28.344	201.4	
10	2'12.154	33.893	19.022	42.246	36.993	194.9	
11	1'47.807	26.454	16.563	31.364	33.426	205.7	

Fastest Lap: Raul FERNANDEZ Red Bull KTM Ajo SPA **1'46.584** 26.143 16.326 31.065 33.050

These data/results cannot be reproduced, stored and/or transmitted in whole or in part by any manner of electronic, mechanical, photocopying, recording, broadcasting or otherwise now known or herein after developed without the previous express consent by the copyright owner, except for reproduction in daily press and regular printed publications on sale to the public within 60 days of the event related to those data/results and always provided that copyright symbol appears together as follows below.
© DORNA, 2020



Test Session 2

Moto3

Lap	Lap Time	T1	T2	T3	T4	Speed	Lap	Lap Time	T1	T2	T3	T4	Speed
12	1'48.565	26.564	16.589	31.563	33.849	203.3	2	1'49.681	26.803	16.704	31.932	34.242	203.3
13	1'48.707	26.485	16.710	31.521	33.991	203.0	3	1'48.845	26.625	16.680	31.542	33.998	204.1
14	1'48.897	26.667	16.679	31.640	33.911	202.2	4	1'48.816	26.570	16.667	31.666	33.913	202.2
15	1'48.835	26.555	16.672	31.680	33.928	202.6	5	1'48.696	26.460	16.678	31.714	33.844	202.2

20th 89 Khairul Idham PAWI Petronas Sprinta Raci MAL

Runs=3	Total laps=13	Full laps=7				
1	3'33.840	35.878	17.132	33.536	38.187	207.6
2	1'50.291	27.353	16.640	31.984	34.314	208.0
3	1'53.874	31.272	16.620	31.965	34.017	206.1
4	1'48.890	26.598	16.540	31.760	33.992	205.7
5	1'48.765	26.497	16.479	31.707	34.082	207.2
6	1'50.116	P 30.483	17.265	32.983	29.385	200.7
7	1'59.505	36.857	16.786	31.821	34.041	204.5
8	1'48.415	26.536	16.515	31.559	33.805	206.8
9	1'49.270	26.692	16.653	31.884	34.041	203.0
10	1'47.716	P 30.088	17.149	31.976	28.503	207.2
11	1'52.250	29.484	16.873	31.973	33.920	200.7
12	1'47.809	26.453	16.371	31.523	33.462	205.7
	PIT	26.627	16.813	34.226	34.342	192.5

21st 53 Deniz ÖNCÜ Red Bull KTM Tech 3 TUR

Runs=3	Total laps=15	Full laps=10				
1	3'00.777	37.688	21.079	34.379	34.582	116.8
2	1'49.748	26.858	16.643	31.797	34.450	206.1
3	1'50.126	26.916	16.726	32.403	34.081	204.5
4	1'48.812	26.523	16.608	31.691	33.990	203.7
5	1'49.206	26.484	16.689	31.634	34.399	204.1
6	1'48.782	26.513	16.629	31.719	33.921	205.3
7	1'45.843	P 26.922	17.020	33.023	28.878	201.4
8	1'53.026	29.799	16.946	32.164	34.117	203.3
9	1'48.579	26.599	16.663	31.564	33.753	204.5
10	1'48.711	26.644	16.586	31.550	33.931	208.4
11	1'46.621	P 28.340	16.835	32.755	28.691	197.8
12	2'21.998	45.467	17.275	40.411	38.845	200.7
13	1'47.848	26.435	16.431	31.393	33.589	204.5
14	1'48.581	26.583	16.370	31.365	34.263	204.5
15	1'49.924	26.635	16.564	31.843	34.882	202.2

22nd 9 Davide PIZZOLI BOE Skull Rider Facil ITA

Runs=3	Total laps=11	Full laps=5				
1	3'39.008	42.946	19.544	40.744	37.969	140.4
2	1'49.019	26.797	16.317	31.984	33.921	209.3
3	1'48.252	26.599	16.328	31.637	33.688	207.2
4	1'47.946	26.390	16.393	31.553	33.610	206.1
5	1'47.615	P 26.525	16.387	35.726	28.977	208.0
6	1'55.228	30.948	16.779	32.499	35.002	203.3
7	1'49.482	26.681	16.663	32.088	34.050	203.3
8	1'48.056	P 28.663	16.930	33.111	29.352	203.3
9	1'50.265	28.467	16.456	31.556	33.786	204.1
10	1'50.142	26.423	16.378	33.358	33.983	203.7
	unfinished	26.503	16.599	32.418		202.2

23rd 82 Stefano NEPA Gaviota Aspar Team ITA

Runs=3	Total laps=14	Full laps=9				
1	2'42.339	31.774	20.853	33.463	34.610	172.5

24th 24 Tatsuki SUZUKI SIC58 Squadra Corse JPN

Runs=3	Total laps=9	Full laps=3				
1	3'35.526	48.205	17.217	39.249	38.831	205.3
2	1'48.066	26.526	16.376	31.638	33.526	210.1
3	1'48.561	26.830	16.461	31.623	33.647	207.2
4	1'49.423	26.811	16.887	31.938	33.787	203.7
5	1'49.985	P 30.798	16.670	31.963	30.554	204.1
6	1'58.152	32.068	18.594	33.291	34.199	202.2
7	1'50.161	P 26.369	19.376	34.312	30.104	167.9
8	1'49.876	28.278	16.609	31.456	33.533	206.1
	unfinished	26.418	16.442	35.566		206.5

25th 71 Ayumu SASAKI Red Bull KTM Tech 3 JPN

Runs=4	Total laps=12	Full laps=6				
1	3'04.519	33.587	18.410	35.505	35.505	164.8
2	1'49.984	27.008	16.604	32.076	34.296	207.6
3	1'49.174	26.955	16.541	31.764	33.914	206.8
4	1'49.111	26.669	16.695	31.661	34.086	203.7
5	1'47.969	P 27.650	16.865	33.080	30.374	203.0
6	1'54.541	31.045	17.097	32.195	34.204	203.0
7	1'48.611	26.706	16.587	31.559	33.759	206.8
8	1'48.544	26.600	16.536	31.558	33.850	209.3
9	1'46.189	P 27.868	17.057	32.352	28.912	201.8
10	2'01.708	P 36.013	19.728	37.333	28.634	134.6
11	2'00.859	34.589	17.397	32.977	35.896	191.4
12	1'48.444	26.589	16.676	31.764	33.415	201.1

26th 6 Ryusei YAMANAKA Estrella Galicia 0,0 JPN

Runs=2	Total laps=18	Full laps=15				
1	3'17.958	35.206	17.441	32.970	34.884	201.1
2	1'50.478	27.048	16.890	31.993	34.547	204.1
3	1'50.405	27.012	16.896	32.174	34.323	202.2
4	1'49.876	26.779	16.855	32.101	34.141	201.1
5	1'49.612	26.736	16.750	32.042	34.084	203.0
6	1'49.854	26.793	16.776	31.988	34.297	202.6
7	1'49.515	26.795	16.752	31.976	33.992	201.1
8	1'48.573	26.631	16.523	31.728	33.691	205.7
9	1'48.806	26.702	16.663	31.753	33.688	204.5
10	1'45.361	P 27.016	16.861	32.093	29.391	203.7
11	1'52.529	29.717	16.886	32.010	33.916	203.3
12	1'48.526	26.574	16.614	31.589	33.749	202.6
13	1'48.648	26.434	16.657	31.723	33.834	202.6

Fastest Lap: Raul FERNANDEZ Red Bull KTM Ajo SPA 1'46.584 26.143 16.326 31.065 33.050

These data/results cannot be reproduced, stored and/or transmitted in whole or in part by any manner of electronic, mechanical, photocopying, recording, broadcasting or otherwise now known or herein after developed without the previous express consent by the copyright owner, except for reproduction in daily press and regular printed publications on sale to the public within 60 days of the event related to those data/results and always provided that copyright symbol appears together as follows below.
© DORNA, 2020

Test Session 2

Moto3

Lap	Lap Time	T1	T2	T3	T4	Speed	Lap	Lap Time	T1	T2	T3	T4	Speed
14	1'48.757	26.498	16.649	31.741	33.869	202.6	13	1'56.627	27.148	16.827	34.892	37.760	201.8
15	1'49.906	26.649	16.572	31.766	34.919	202.6	14	1'49.982	27.048	16.696	32.150	34.088	198.8
16	1'48.455	26.463	16.605	31.726	33.661	202.2	15	1'50.109	27.006	16.768	32.155	34.180	200.0
17	1'48.845	26.706	16.523	31.685	33.931	201.4	16	1'51.145	27.070	16.883	32.831	34.361	199.6
18	1'48.698	26.541	16.633	31.625	33.899	201.1							

27th 99 Carlos TATAY Reale Avintia Racing SPA
Runs=3 Total laps=16 Full laps=11

1	2'03.211	31.284	17.334	32.944	34.545	198.1
2	1'50.577	27.073	16.842	32.118	34.544	201.4
3	1'49.861	26.851	16.804	31.968	34.238	200.3
4	1'49.631	26.850	16.767	31.919	34.095	199.2
5	1'49.700	26.756	16.817	32.013	34.114	197.4
6	1'49.786	26.731	16.843	32.009	34.203	198.8
7	1'47.619 P	27.921	17.607	33.544	28.547	185.5
8	1'53.244	30.167	16.931	32.125	34.021	200.3
9	1'48.887	26.570	16.580	31.779	33.958	200.0
10	1'48.602	26.543	16.592	31.645	33.822	200.3
11	1'50.726	26.647	16.509	33.117	34.453	203.3
12	1'48.657	26.588	16.641	31.705	33.723	198.8
13	1'45.118 P	26.664	17.047	33.015	28.392	192.5
14	1'56.173	32.228	17.472	32.209	34.264	196.3
15	1'48.830	26.679	16.685	31.740	33.726	198.1
16	1'48.849	26.612	16.750	31.612	33.875	197.4

28th 21 Alonso LOPEZ Sterilgarda Max Racin SPA
Runs=3 Total laps=14 Full laps=9

1	2'32.957	29.951	17.219	32.782	34.642	203.0
2	1'49.576	26.672	16.624	31.894	34.386	204.9
3	1'49.259	26.722	16.683	31.763	34.091	204.9
4	1'51.158	27.906	16.813	32.333	34.106	203.7
5	1'49.506	26.749	16.735	31.886	34.136	202.6
6	1'51.509 P	28.406	17.373	33.875	31.855	190.1
7	1'54.670	30.578	17.043	32.414	34.635	203.3
8	1'46.070 P	26.827	16.648	31.853	30.742	202.6
9	1'54.783	30.388	17.288	32.661	34.446	199.2
10	1'49.577	26.716	16.861	31.929	34.071	202.2
11	1'49.615	26.806	16.808	31.857	34.144	201.4
12	1'52.500	26.758	16.816	31.807	37.119	200.7
13	1'48.821	26.611	16.630	31.862	33.718	203.7
14	1'49.159	26.665	16.717	31.752	34.025	201.8

29th 50 Jason DUPASQUIE CarXpert PruestelGP SWI
Runs=2 Total laps=16 Full laps=13

1	2'03.653	32.277	17.276	33.126	34.590	204.5
2	1'50.928	27.226	16.695	32.478	34.529	203.7
3	1'50.515	27.117	16.825	32.218	34.355	203.0
4	1'50.392	27.145	16.745	32.224	34.278	201.8
5	1'53.446	27.029	16.868	35.026	34.523	200.7
6	1'50.829	27.134	16.901	32.296	34.498	201.8
7	1'51.957	28.460	16.909	32.352	34.236	199.6
8	1'48.102 P	28.365	17.638	33.370	28.729	185.2
9	1'57.438	34.906	16.808	31.798	33.926	204.9
10	1'48.943	26.791	16.498	31.757	33.897	205.3
11	1'49.810	26.808	16.914	32.070	34.018	193.8
12	1'56.130	27.285	16.977	33.977	37.891	201.1

30th 73 Maximilian KOFLER CIP Green Power AUT
Runs=3 Total laps=13 Full laps=8

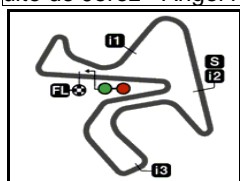
1	3'01.352	34.034	16.994	32.852	39.489	200.7
2	1'50.560	27.075	16.543	32.199	34.743	206.8
3	1'50.722	26.895	16.753	32.210	34.864	203.7
4	1'51.526	28.165	16.674	32.458	34.229	202.2
5	1'49.559	26.790	16.559	31.952	34.258	205.3
6	1'44.923 P	26.816	16.812	32.320	28.975	202.6
7	1'55.564	31.574	16.862	32.549	34.579	202.6
8	1'51.587	27.146	16.761	32.562	35.118	202.6
9	1'52.259	27.344	17.091	32.685	35.139	198.1
10	1'46.151 P	27.661	17.062	32.822	28.606	199.6
11	1'57.938	33.521	17.517	32.366	34.534	199.6
12	1'50.049	27.040	16.955	31.965	34.089	198.8
13	1'49.514	26.773	16.624	31.862	34.255	200.3

31st 70 Barry BALTUS CarXpert PruestelGP BEL
Runs=2 Total laps=15 Full laps=12

1	2'03.510	30.842	17.384	33.023	34.617	200.3
2	1'50.922	27.181	16.905	32.339	34.497	201.4
3	1'50.597	27.082	16.926	32.198	34.391	200.7
4	1'51.293	27.893	16.968	32.215	34.217	200.0
5	1'50.798	27.038	16.984	32.362	34.414	199.6
6	1'53.056	27.432	17.091	33.976	34.557	198.5
7	1'51.067	27.228	17.009	32.371	34.459	197.8
8	1'46.112 P	28.103	17.352	32.893	27.764	196.7
9	1'53.430	30.284	16.810	32.120	34.216	200.7
10	1'50.205	26.986	16.816	32.078	34.325	199.6
11	1'50.438	27.058	16.945	32.191	34.244	198.5
12	1'51.270	27.102	16.977	32.163	35.028	196.3
13	1'50.315	27.069	16.948	32.058	34.240	197.0
14	1'50.929	27.725	16.868	32.182	34.154	197.8
15	1'50.295	26.875	16.825	32.202	34.393	198.5

Fastest Lap: Raul FERNANDEZ Red Bull KTM Ajo SPA **1'46.584** 26.143 16.326 31.065 33.050

These data/results cannot be reproduced, stored and/or transmitted in whole or in part by any manner of electronic, mechanical, photocopying, recording, broadcasting or otherwise now known or herein after developed without the previous express consent by the copyright owner, except for reproduction in daily press and regular printed publications on sale to the public within 60 days of the event related to those data/results and always provided that copyright symbol appears together as follows below.
© DORNA, 2020



4423 m.

GRAN PREMIO DE ESPAÑA OFFICIAL TEST

Test Session 2

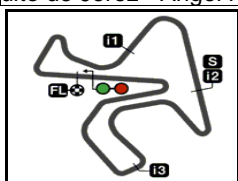
Best Partial Times

IT Ideal Lap Time, sum of the best partial times

BT Best Lap Time

T1		T2		T3		T4				IT		BT	
Pos	Rider	Time	Rider	Time	Rider	Time	Rider	Time	Pos	Rider	IT	BT	
1	G.RODRIGO	26.127	D.FOGGIA	16.153	R.FERNANDEZ	31.065	G.RODRIGO	33.038	1	R.FERNANDEZ	1'46.584	1'46.584	(1)
2	J.MASIA	26.143	J.MASIA	16.238	A.OGURA	31.161	R.FERNANDEZ	33.050	2	G.RODRIGO	1'46.684	1'46.935	(2)
3	R.FERNANDEZ	26.143	J.ALCOBA	16.264	G.RODRIGO	31.167	D.FOGGIA	33.227	3	D.FOGGIA	1'46.882	1'46.972	(3)
4	A.MIGNO	26.169	R.ROSSI	16.273	K.TOBA	31.181	A.MIGNO	33.239	4	A.MIGNO	1'47.003	1'47.206	(6)
5	R.ROSSI	26.210	K.TOBA	16.277	D.BINDER	31.220	R.FENATI	33.256	5	J.MASIA	1'47.060	1'47.239	(9)
6	F.SALAC	26.231	T.ARBOLINO	16.300	D.FOGGIA	31.242	N.ANTONELLI	33.286	6	K.TOBA	1'47.122	1'47.307	(10)
7	C.VIETTI	26.250	D.BINDER	16.306	J.MASIA	31.244	J.MCPHEE	33.304	7	R.FENATI	1'47.180	1'47.238	(8)
8	D.FOGGIA	26.260	D.PIZZOLI	16.317	T.ARBOLINO	31.251	K.TOBA	33.327	8	R.ROSSI	1'47.186	1'47.186	(4)
9	R.FENATI	26.261	R.FERNANDEZ	16.326	A.MIGNO	31.251	J.ALCOBA	33.327	9	T.ARBOLINO	1'47.193	1'47.198	(5)
10	A.OGURA	26.266	J.MCPHEE	16.335	R.FENATI	31.266	C.VIETTI	33.330	10	C.VIETTI	1'47.209	1'47.222	(7)
11	S.NEPA	26.275	C.VIETTI	16.338	Y.KUNII	31.270	A.ARENAS	33.331	11	J.ALCOBA	1'47.243	1'47.418	(13)
12	N.ANTONELLI	26.292	S.NEPA	16.341	J.ALCOBA	31.276	T.ARBOLINO	33.341	12	D.BINDER	1'47.270	1'47.539	(15)
13	J.MCPHEE	26.297	N.ANTONELLI	16.343	C.VIETTI	31.291	R.ROSSI	33.381	13	J.MCPHEE	1'47.276	1'47.526	(14)
14	T.ARBOLINO	26.301	A.MIGNO	16.344	A.ARENAS	31.305	Y.KUNII	33.401	14	N.ANTONELLI	1'47.295	1'47.615	(16)
15	D.BINDER	26.322	G.RODRIGO	16.352	R.ROSSI	31.322	F.SALAC	33.415	15	A.OGURA	1'47.300	1'47.386	(12)
16	A.ARENAS	26.325	D.ÖNCÜ	16.370	J.MCPHEE	31.340	A.SASAKI	33.415	16	A.ARENAS	1'47.340	1'47.340	(11)
17	K.TOBA	26.337	K.PAWI	16.371	S.NEPA	31.345	D.BINDER	33.422	17	F.SALAC	1'47.458	1'47.637	(17)
18	T.SUZUKI	26.369	T.SUZUKI	16.376	S.GARCIA	31.364	S.GARCIA	33.426	18	S.NEPA	1'47.610	1'48.005	(23)
19	J.ALCOBA	26.376	A.ARENAS	16.379	D.ÖNCÜ	31.365	J.MASIA	33.435	19	Y.KUNII	1'47.643	1'47.654	(18)
20	D.PIZZOLI	26.390	F.SALAC	16.386	N.ANTONELLI	31.374	K.PAWI	33.462	20	T.SUZUKI	1'47.727	1'48.066	(24)
21	R.YAMANAKA	26.434	A.OGURA	16.387	F.SALAC	31.426	A.OGURA	33.486	21	D.ÖNCÜ	1'47.759	1'47.848	(21)
22	D.ÖNCÜ	26.435	R.FENATI	16.397	T.SUZUKI	31.456	T.SUZUKI	33.526	22	S.GARCIA	1'47.789	1'47.807	(19)
23	Y.KUNII	26.445	J.DUPASQUIER	16.498	K.PAWI	31.523	D.ÖNCÜ	33.589	23	K.PAWI	1'47.809	1'47.809	(20)
24	K.PAWI	26.453	C.TATAY	16.509	D.PIZZOLI	31.553	D.PIZZOLI	33.610	24	D.PIZZOLI	1'47.870	1'47.946	(22)

These data/results cannot be reproduced, stored and/or transmitted in whole or in part by any manner of electronic, mechanical, photocopying, recording, broadcasting or otherwise now known or herein after developed without the previous express consent by the copyright owner, except for reproduction in daily press and regular printed publications on sale to the public within 60 days of the event related to those data/results and always provided that copyright symbol appears together as follows below.
© DORNA, 2020



4423 m.

GRAN PREMIO DE ESPAÑA OFFICIAL TEST
Test Session 2
Best Partial Times

IT Ideal Lap Time, sum of the best partial times

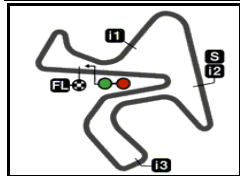
BT Best Lap Time

T1		T2		T3		T4				<i>IT</i>	<i>BT</i>	
<i>Pos</i>	<i>Rider</i>	<i>Time</i>	<i>Rider</i>	<i>Time</i>	<i>Rider</i>	<i>Time</i>	<i>Rider</i>	<i>Time</i>	<i>Pos</i>	<i>Rider</i>		
25	S.GARCIA	26.454	R.YAMANAKA	16.523	A.SASAKI	31.558	S.NEPA	33.649	25	A.SASAKI	1'48.098	1'48.444 (25)
26	C.TATAY	26.543	Y.KUNII	16.527	R.YAMANAKA	31.589	R.YAMANAKA	33.661	26	R.YAMANAKA	1'48.207	1'48.455 (26)
27	A.SASAKI	26.589	A.SASAKI	16.536	C.TATAY	31.612	A.LOPEZ	33.718	27	C.TATAY	1'48.387	1'48.602 (27)
28	A.LOPEZ	26.611	M.KOFLER	16.543	A.LOPEZ	31.752	C.TATAY	33.723	28	A.LOPEZ	1'48.705	1'48.821 (28)
29	M.KOFLER	26.773	S.GARCIA	16.545	J.DUPASQUIER	31.757	J.DUPASQUIER	33.897	29	J.DUPASQUIE	1'48.943	1'48.943 (29)
30	J.DUPASQUIER	26.791	A.LOPEZ	16.624	M.KOFLER	31.862	M.KOFLER	34.089	30	M.KOFLER	1'49.267	1'49.514 (30)
31	B.BALTUS	26.875	B.BALTUS	16.810	B.BALTUS	32.058	B.BALTUS	34.154	31	B.BALTUS	1'49.897	1'50.205 (31)

These data/results cannot be reproduced, stored and/or transmitted in whole or in part by any manner of electronic, mechanical, photocopying, recording, broadcasting or otherwise now known or herein after developed without the previous express consent by the copyright owner, except for reproduction in daily press and regular printed publications on sale to the public within 60 days of the event related to those data/results and always provided that copyright symbol appears together as follows below.
 © DORNA, 2020

Official MotoGP Timing by **TISSOT**
 www.motogp.com





4423 m.

GRAN PREMIO DE ESPAÑA OFFICIAL TEST

Test Session 2

Fastest Laps Sequence

<i>Practice Time</i>	 <i>Rider</i>	<i>Nation</i>	<i>Motorcycle</i>	<i>Time</i>	<i>Km/h</i>	<i>Rider's Lap</i>
3'53.788	99 Carlos TATAY	SPA	KTM	1'50.577	143.9	2
4'21.640	79 Ai OGURA	JPN	HONDA	1'50.359	144.2	2
4'22.533	21 Alonso LOPEZ	SPA	HUSQVARNA	1'49.576	145.3	2
4'36.941	16 Andrea MIGNO	ITA	KTM	1'48.844	146.2	2
4'48.205	23 Niccolò ANTONELLI	ITA	HONDA	1'48.199	147.1	2
5'23.592	24 Tatsuki SUZUKI	JPN	HONDA	1'48.066	147.3	2
6'35.926	23 Niccolò ANTONELLI	ITA	HONDA	1'47.721	147.8	3
7'15.163	52 Jeremy ALCOBA	SPA	HONDA	1'47.631	147.9	3
12'29.691	17 John MCPHEE	GBR	HONDA	1'47.575	148.0	6
16'05.126	17 John MCPHEE	GBR	HONDA	1'47.565	148.0	8
20'36.101	25 Raul FERNANDEZ	SPA	KTM	1'47.375	148.2	7
22'31.320	2 Gabriel RODRIGO	ARG	HONDA	1'47.086	148.6	8
38'08.628	25 Raul FERNANDEZ	SPA	KTM	1'46.584	149.3	12

These data/results cannot be reproduced, stored and/or transmitted in whole or in part by any manner of electronic, mechanical, photocopying, recording, broadcasting or otherwise now known or herein after developed without the previous express consent by the copyright owner, except for reproduction in daily press and regular printed publications on sale to the public within 60 days of the event related to those data/results and always provided that copyright symbol appears together as follows below.

© DORNA, 2020

Official MotoGP Timing by TISSOT
www.motogp.com

Jerez de la Frontera, Wednesday, July 15, 2020

